



**OD** -SERIES

**LED DUSK TO DAWN LIGHT**

UP TO **130ML/W**  
**400W MHL REPLACEMENT**

● POWER: 150W

## LED DUSK TO DAWN LIGHT

### APPLICATIONS

- A sturdy Dusk to Dawn Lamp with photocell option is a maintenance free solution to outdoor area lighting needs in residential or commercial applications. Widely used in garages, yard, dock, backyard, barns, farms, alleyways, roadway, parking lots, sidewalk, porch, building wall and commercial usage as overnight security, area and perimeter lighting.

### EFFICIENT

- Twist-lock photocell allows for dusk to dawn operation
- Replace MHL: 400W

### INPUT VOLTAGE

- 100-277V

### DURABLE

- Rugged housing is powder-coat finished to last longer
- Acrylic prismatic refractor with white polycarbonate reflector withstands the test of time
- Operating temperature rating of -40°F to 122°F (-40°C to 50°C)

### VALUE

- Mounting arm included
- Twist-lock photocell included
- Direct mounting hardware included

### CERTIFICATIONS/LISTINGS




up to 130lm/w

OD SERIES



### CONSTRUCTION FEATURES

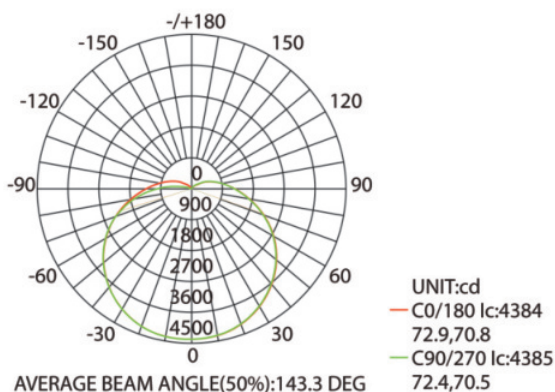


1. Die casting aluminum fixture body
2. Space reserved for 5/7 pin receptacle and photo cell sensor
3. Connector which fits with arm in different sizes
4. Main bracket which supports different ways of installation
5. Optical grade polycarbonate cover
6. Access panel cover
7. Top level performance driver 1-10V dimmable
8. Surge protection device

### ORDERING INFORMATION

AOK	-	-	-	-	-	-	-	-
WATTS	VOLTAGE	LED CHIPS	TYPE OF SENSOR	CCT&CRI	MOUNTING	HOUSING	OPTICS	
150WoD	NV=100-277V	L3=Lumileds3030	00=Without Sensor SN=Motion sensor PH=Photocell	3070=3000K 70CRI 4070=4000K 70CRI 5070=5000K 70CRI 5770=5700K 70CRI 6570=5700K 70CRI 3080=3000K 80CRI 4080=4000K 80CRI 5080=5000K 80CRI 5780=5700K 80CRI 6580=5700K 80CRI	Wall Mount Post Top	Silver Gray	BN=140D	

### PHOTOMETRY

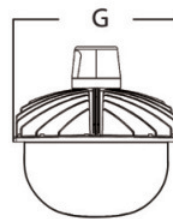
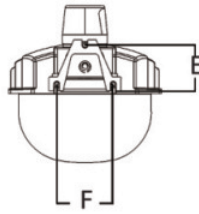
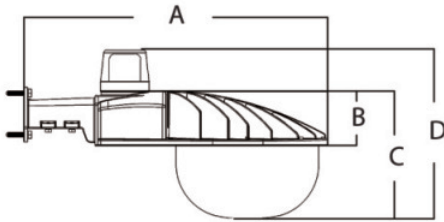


#### Fixture Specifications

HOUSING	Durable, die-cast aluminum housing Gray polyester powder-coat finish Twist-lock photocell included
LENS ASSEMBLY	UV-stabilized acrylic prismatic refractor White polycarbonate reflector
MOUNTING	Mounts directly or with mounting arm (included) Mounts to pole diameter 2.4"

**FIXTURE DIMENSIONS**

(without arm version)



A	B
512mm/2.02'	90mm/0.35'
C	D
215mm/0.85'	286mm/1.13'
E	F
82mm/0.32'	102mm/0.40'
G	
277mm/1.09'	

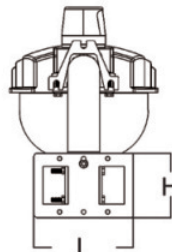
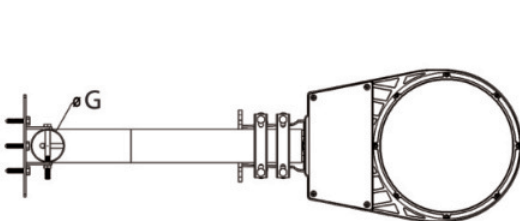
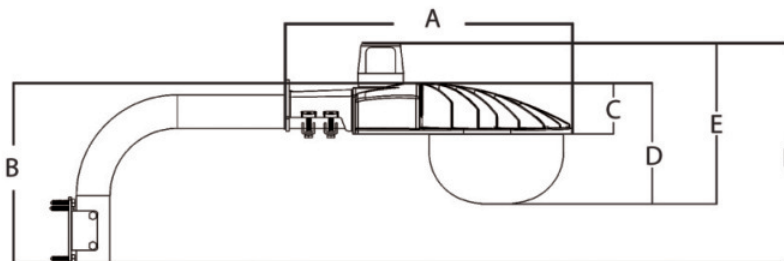
**MULTIPLE WAYS OF INSTALLATION**

Direct Wall Mount (Without Arm)



**FIXTURE DIMENSIONS**


(with arm version)



A	B
512mm/2.02'	320mm/1.26'
C	D
90mm/0.35'	215mm/0.85'
E	F
286mm/1.13'	102mm/0.40'
G	H
277mm/1.09'	120mm/0.47'
I	
185mm/0.73'	

**MULTIPLE WAYS OF INSTALLATION**

Arm Mount



1. Adjustable to fit different sizes of arm
2. Mounting Bracket for the arm