




**ISE** ALL IN ONE  
SOLAR STREET LIGHT


OVER 10 YEARS   
**EXPERIENCE**  
[www.aokledlight.com](http://www.aokledlight.com)

# > Features of SE Series


- The SE solar LED street light features an all-in-one design with a low profile, including a PIR/microwave motion sensor and a smart controller integrated into the design.
- The bilateral solar panel design makes it suitable for use in remote regions and areas without electricity supply.
- The deep cycle battery is designed to charge and discharge over 2000 times.
- Operating time: With the intelligent model enabled, it can operate for 5 to 7 days during rainy weather.
- In a power range of 10W to 60W.



**Integral Monocrystalline Silicon Solar Panel**



**Conversion Rate up to 30%**



**25 Years Lifespan**



**>2000 times**  
Lifespan Cycle  
High quality LI-ion battery  
Intelligent temperature control

**UP TO 200 lm/W**

**CRI 70/80/90**

3000K  
4000K  
5000K  
5700K  
6500K

**L90B10**  
>100000hrs @ 25°C

**IP65**

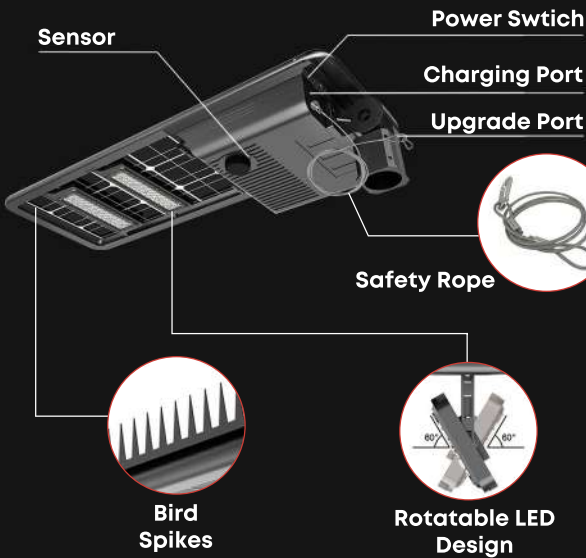
**BIFACIAL SOLAR PANEL**

**ROTATABLE LED MODULE**

**DIM**

**IoT-4G Zigbee**

**Smart Sensor**



## Municipal Electricity Complementary Solution Optional

Standard Configuration Version



When the battery voltage is lower than the set value, the power supply will switch to mains power, and when the voltage is higher than the set value, it will switch to battery power. The standard configuration does not include mains complementary function.



Ultra-high light efficiency. 10 watts equivalent to at least 20 watts of others.



Bifacial solar panels with an increased overall conversion efficiency of 30%.



Equipped with unique anti-theft technology on the battery door for added security. Designed for easy battery replacement.



Rotatable LED module for ease of installation and optimal solar panel angle adjustment to follow the sun's path.



Multiple installation methods available to suit various applications, such as light poles, wall surfaces, and more.



Designed to replace traditional 35-400 watt lighting systems. With options from 10W to 60W, it can meet all road lighting requirements.



Over 30 different road optical designs available to accommodate various road conditions while ensuring efficient use of light.



Featuring a built-in PIR/microwave motion sensor and smart controller, as well as complementary AC and DC capabilities (Optional).



WARRANTY

3 Year Limited Warranty,  
5 Year Preferred Warranty.  
Please consult with our sales for detailed agreement.

wally@akledlight.com  
+1 626-986-4050 (US)  
+86 755 2357 9148 (CN)

©2023 AOK LED LIGHT CO., LTD. All Right Reserved.





# > Photometrics Design

Lumen efficiency >200lm/W  
achieve higher illumination



High Efficiency




Long Lifespan



Less Calorific Value



Low Light Decay



Seoul 5050 LED chip creates a first-class light source. By choosing it, single lumen efficacy >200lm/W, with the aluminum lamp base and sealed lens, with its excellent heat dissipation, it is as if the LED chip has been placed in a sealed unit. Thus it maintains high brightness levels with very little fading. The sealed lenses are made of strong UV-protected PC and are aging and shock-resistant; The well-optimized light distribution makes for a more uniform and wider lighting area.


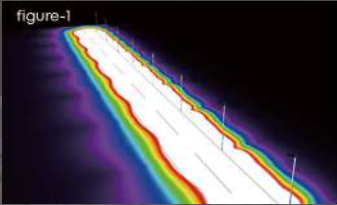
## Distribution

TYPE II (T203)

TYPE III (T304)

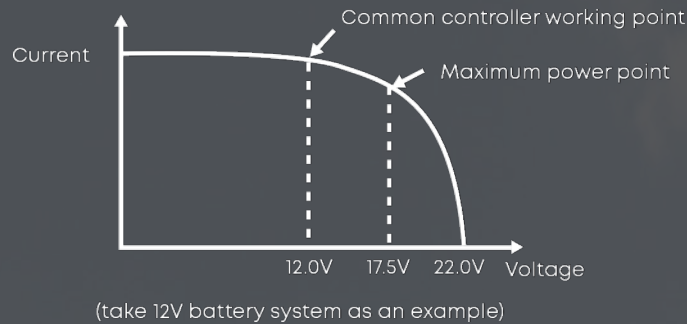
TYPE V (T502)

Figure-1: Example of rural branch road  
Figure-2: Example of mian road or avenue



Planning and analysis of street lights can be done by using lighting simulation & design software, which allows the lighting effect a more intuitive display. It uses rendering, the process of generating an image from a model, by means of computer programs resulting in different tools for measuring the simulated light levels.

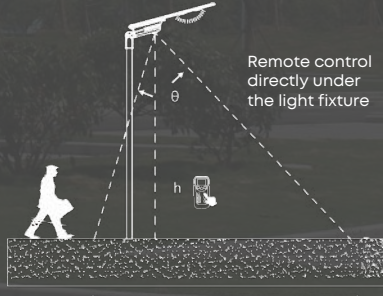
## Advantages of controller



- 1) Moving Track MPPT maximum power tracking technology is adopted to improve the tracking efficiency and speed by more than 20%;
- 2) UltraGreen power control technology with extremely low static power consumption and sleep current;
- 3) 10 time-periods programmable load power/time control;
- 4) Multiple intelligent power modes can be selected, and the load power can be automatically adjusted according to the battery power;
- 5) Multiple protection functions such as battery /PV reverse connection protection, LED short circuit/open circuit/power limit protection;
- 6) Aluminum metal housing, IP67 waterproof rating, can be used in a variety of harsh environments
- 7) Extensible IoT remote communication monitoring function;

## Detection distance

Remote control distance 5-8 meters, installation height and environment and other factors will affect the controller sensitivity, please refer to the actual field.  
Note: Please do not place 2 or more lights within 12 meters at the same time while using the remote controller, receiving or sending may fail.



Inductive Type (alternative)	θ-Angle (X-axis rotation: 360°)	h (Height of lamp rod)	d (Inductive width)
IR (Infrared)	60°	6-8m	6-10m
WVB (Microwave)	65°	6-10m	7-10m

\*Remote control is optional



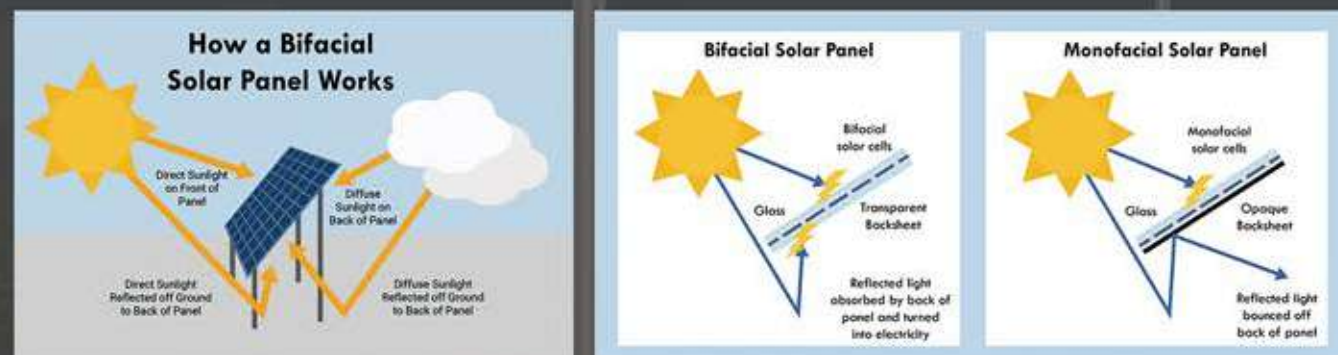
# > Bifacial Solar Panel

## Cost-effectiveness

Cost is one of the biggest factors a big factor – particularly in the case of monofacial modules. The cost of bifacial modules has fallen precipitously over the last two decades. Notably, as costs have decreased, so too has the cost gap between mono- and bifacial modules.

## High Conversion Efficiency

There is no doubt bifacial modules will increase power production. Results and studies have shown that bifacial modules can produce additional power between 10-20% over monofacial panels. If conditions are optimized and single-axis trackers adopted, the additional power can be as high as 30-40%.



## Other Benefits

### • Site Selection:

The site selection of the bifacial panels can be optimized. For places where land is less electricity supply and expensive, monofacial panels should be laid in the right direction to ensure maximum energy collection. However, bifacial modules can have optimal spacing and therefore higher yields. Also, bifacial yields are greater where the diffuse light energy is greater, which means at higher latitudes the bifacial yield will be greater than at lower latitudes.

### • High Albedo:

The environment has a high albedo that is great for bifacial panels compared with monofacial panels. Desert sand is even a better option. The best option is white concrete or highly reflective roof foil. Snow and ice also have a very high albedo.

### • Tilt:

More flexible than monofacial panel. Bifacial panels can receive light even at sunset. This will vary from site to site, but generally, 2~15 degrees more than the monofacial tilt has been shown to be effective.



## > Application Reference

- Road lighting
- Area lighting
- Perimeter lighting



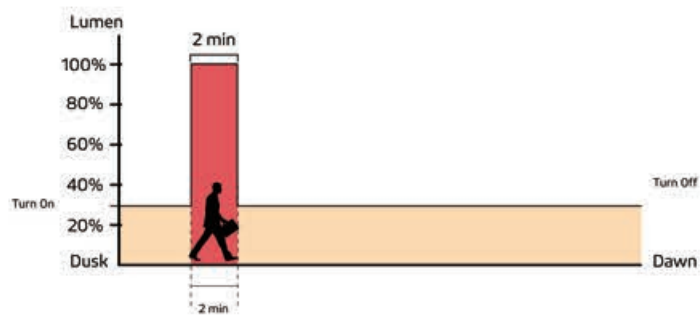
\*Due to the constant improvements in product development, individual parameters might change. Please refer to our sales or R&D team for most up-to-date content as specifications are subject to change without notice.



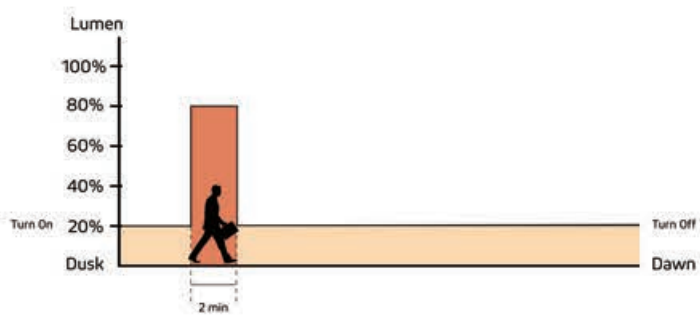
# > Smart City Starts with Smart Lighting

## AUTONOMY CONTROL REFERENCE

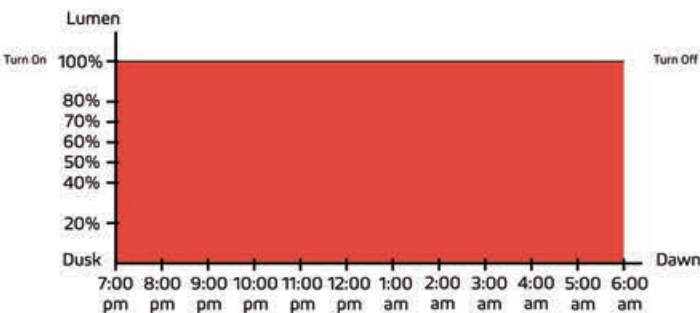
30%~100% MOTION SENSOR MODE  
Constant 30% brightness (turns on at dusk, turns off at dawn);  
100% brightness turns on for 2 minutes when motion is



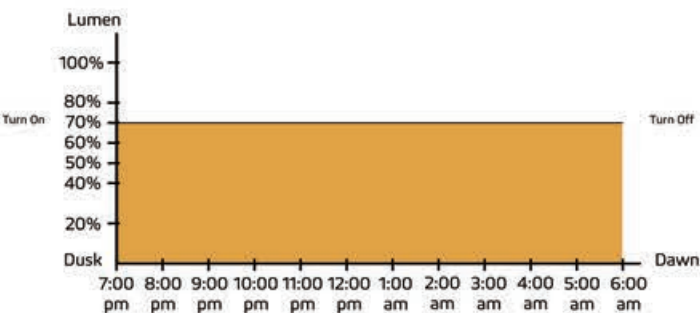
20%~80% MOTION SENSOR MODE  
Constant 20% brightness (turns on at dusk, turns off at dawn);  
80% brightness turns on for 2 minutes when motion is



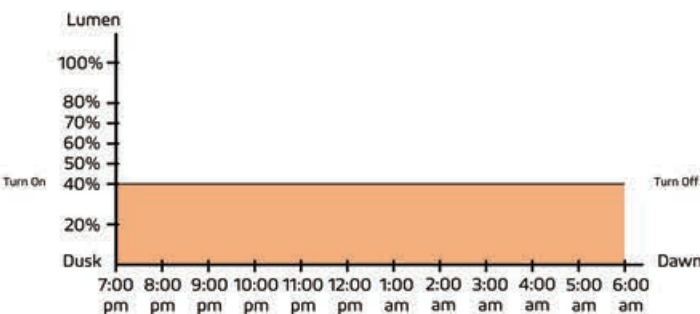
100% CONSTANT MODE  
100% brightness from dusk to dawn.



70% CONSTANT MODE  
70% brightness from dusk to dawn.



40% CONSTANT MODE  
40% brightness from dusk to dawn.



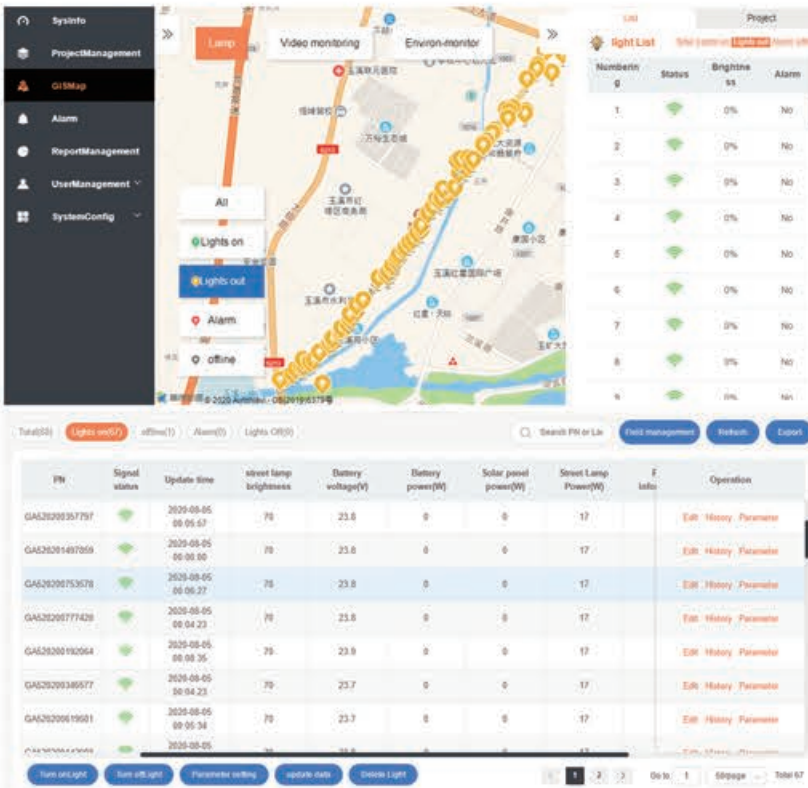
Default mode  
1) 4H-Detected 100%, None 30%; 2) 3H-Detected 70%, None 30%;  
3) 3H-Detected 50%, None 20%; 4) 4H-Detected 30%, None 10%;  
5) Subject to specific order

## PROGRAMABLE CONTROLLER OPTIONAL

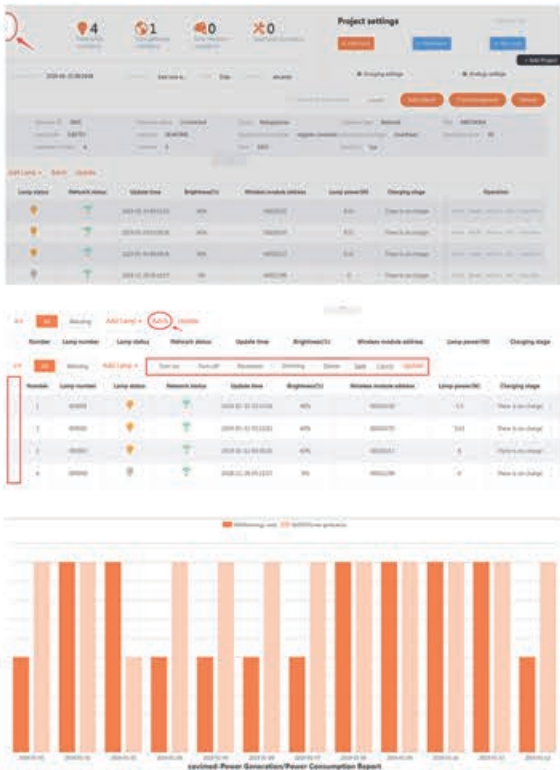


A programmable remote control is used to adjust the appropriate plan according to the different periods of daylight and road conditions in each area and season.

## SMART LIGHTING CONTROL SYSTEM



## DATA & PROJECT MANAGEMENT



· The Internet of Things solar street light management system can pre-set one or more lighting modes according to the different time of day and traffic flow, automatically turn on or off any light, and adjust the switching time and illumination according to environmental requirements to achieve the purpose of energy-saving and consumption reduction.

· The integrated system is mainly composed of a street light component a centralized controller, a single light controller, and a smart cloud platform. The centralized controller and the single light controller aggregate the data collected by the single light via the GPRS/NB-IoT wireless communication network. The centralized controller uploads data to the system cloud platform through GPRS data flow, providing data dependence for mobile phone and computer terminal access.

## APP CONTROL



### Remote monitoring real time monitoring

With wireless communication function, through the intelligent management system of solar street light and wireless module, have remote monitoring and real-time monitoring.



### Automatic fault alarm

Real-time monitoring of solar panel voltage, current, power, battery charging and discharging current, voltage, load working state, controller working state data, and fault automatic alarm.



### Remote control

Support remote switch on/off dimmer and battery, load parameter modification.



### Fault tracking and precise positioning

Multi peak PWM technology, suitable for partial shading or damage of photovoltaic cells, and the tracking efficiency is more than 99%.



### Map location

Using GPS maps, with geographic display capabilities.



\*Note :APP is only available in 4G scheme

# > Application of Typical Networking of Smart Street Light(optional)

## Strategy Control

By installing the node of the street light controller on the ambient light sensor, electric energy metering unit to collect to the street light power (voltage, current, power), and the ambient light conditions, according to the administrator deployment strategy to mobilize installed on the street light controller of the automatic control system to control the street light switch, adjust brightness, color temperature adjustment, etc.;

## Gateway Control

The Lora Light wireless system with strong anti-interference ability is adopted in the wireless transmission unit of the street light controller to realize the communication between nodes and gateways. The data of various sensors on the node street lamp controller is sent back to the gateway, and the control command of the gateway is also sent to the node street light controller.

## Cloud Platform

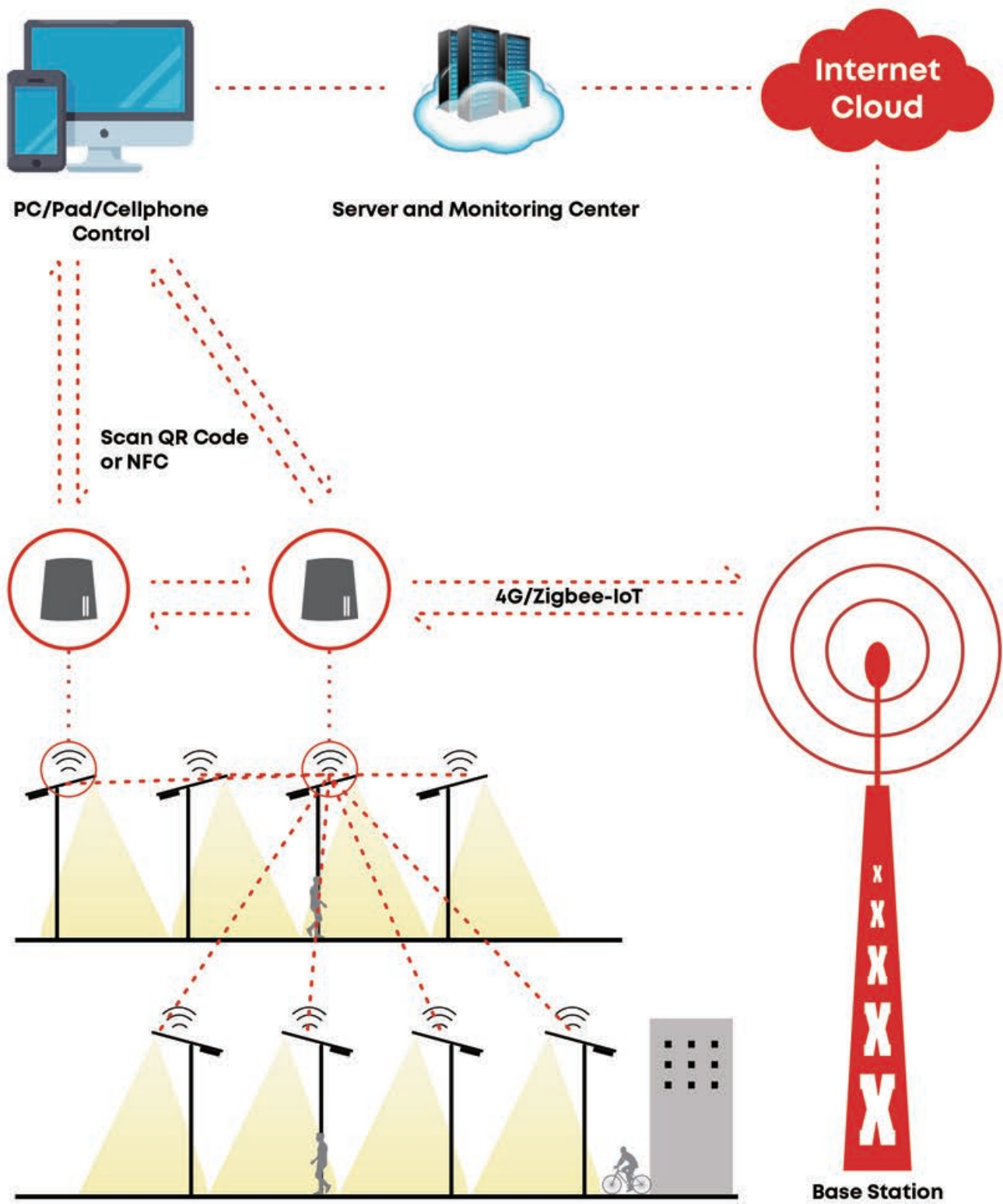
The gateway controller transmits the street light control information of all nodes under the gateway to the cloud platform through 4G/Zigbee-IoT (optional) wireless mode, and at the same time sends the instructions of the cloud platform to the street light controller of each node.

## Controller IoT-4G/Zigbee



- Built-in IoT controller module;
- Adopt Moving Track MPPT maximum power tracking technology, with higher tracking efficiency and faster speed;
- Lead-acid battery and lithium battery are universal. Operating parameters can be set by remote controller;
- Ultra green power control technology with extremely low static power consumption and dormant current;
- Lead acid battery multi-stage temperature compensated constant voltage charging;
- 10 Programmable load power/time control setting;
- Battery charging and discharging high and low temperature protection function, working temperature can be set;
- A variety of intelligent modes can be selected, automatically adjust the load power according to the battery power;
- High precision digital booster constant-current control algorithm, high efficiency and high constant-current precision;
- 2.4G wireless communication, can set read parameters, read status, etc;
- Battery/PV reverse connection protection, LED short circuit/open circuit/limited power protection and other multiple protection functions.

## APPLICATION OF TYPICAL IOT NETWORKING



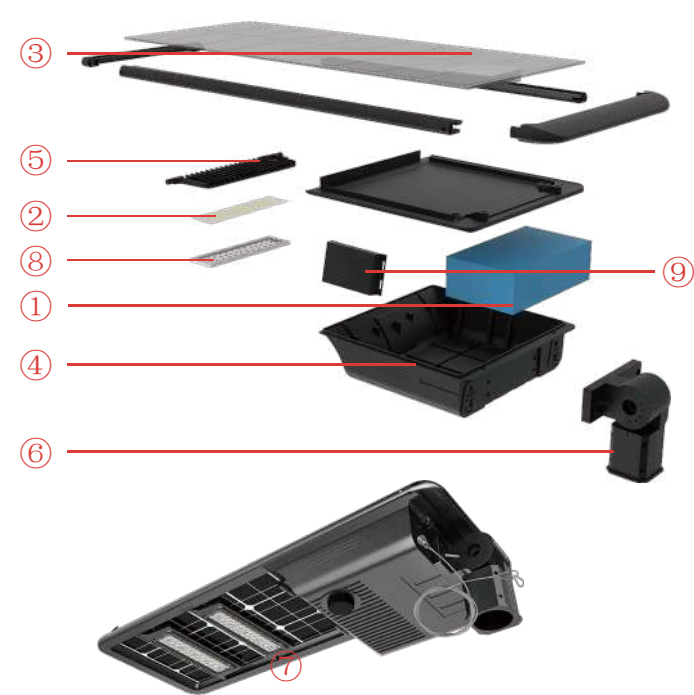
\*Due to the constant improvements in product development, individual parameters might change. Please refer to our sales or R&D team for most up-to-date content as specifications are subject to change without notice.



Parameter Table

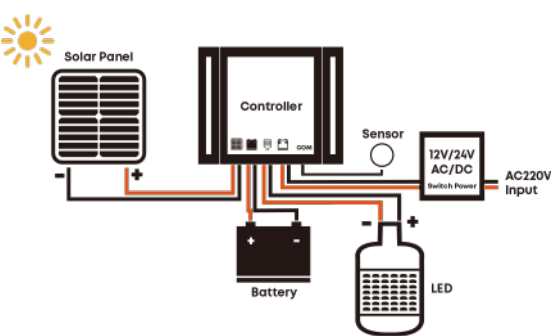
Electrical Data						
Model	AOK-10WsE	AOK-20WsE	AOK-30WsE	AOK-40WsE	AOK-50WsE	AOK-60WsE
Pow er(W)	10W/15W	20W/25W	30W/35W	40W/45W	50W	60W
Control Option	Photocell sensor, timing, dimming, intelligent pow er saving, microw ave sensor. 4G, Zigbee, Smart Lighting Control optional.					
Photometric Data						
LED Manufacturer	Seoul					
LED model	Seoul 5050					
Lens	Polycarbonate					
Efficacy (lm/W, Std. Dev. ±3%)@CCT=5700K, CRI>70Ra	200lm/W	190lm/W	196lm/W	192lm/W	192lm/W	190lm/W
Luminous flux (lm, Std. Dev. ±3%)@CCT=5700K, CRI>70Ra	2000lm	3800lm	5880lm	7680lm	9600lm	11400lm
ULOR	= 0%, @ Luminaire inclination 0°					
CCT	3000K, 4000K, 5000K, 5700K, 6500K					
CRI	70Ra, 80Ra, 90Ra optional					
Beam angle	T2/T3/T5					
Mechanical Data						
IP Rating	IP65, according to standard EN 60529					
SCx	Front: 0.3465 m²; Front-side: 0.0535 m²; Side: 0.0622 m²;	Front: 0.3465 m²; Front-side: 0.0535 m²; Side: 0.0622 m²;	Front: 0.4143 m²; Front-side: 0.0535 m²; Side: 0.0669 m²;	Front: 0.4831 m²; Front-side: 0.0535 m²; Side: 0.0706 m²;	Front: 0.5537 m²; Front-side: 0.0535 m²; Side: 0.0743 m²;	Front: 0.6215 m²; Front-side: 0.0535 m²; Side: 0.0790 m²;
Housing	Heavy-duty die-cast aluminum (EN AC-46100)					
Surface treatment	Anti-UV thermosetting polyester / 80 micron epoxy primer + Anti-UV thermosetting polyester (for extremely corrosive environments).					
Painting	Black, Custom request					
Mounting	Universal/Wall mount/Round pole/Square pole					
Solar Panel Data						
Photovoltaic panel	Double crystal photovoltaic panel					
Solar Panel	18V/30W	18V/40W	18V/50W	18V/60W	18V/70W	18V/80W
Li-ion Battery	153.6WH	230.4WH	307.2WH	384.0WH	460.8WH	537.6WH
	12.8V12AH	12.8V18AH	12.8V24AH	12.8V30AH	12.8V36AH	12.8V42AH
Charing Time	5.12Hrs	5.76Hrs	6.14Hrs	6.40Hrs	6.58Hrs	6.72Hrs
Battery lifespan	>2000 times cycle					
Run Time(@full pow er)	15hrs / 10hrs	11.5hrs / 9hrs	10hrs / 8.5hrs	9.5hrs / 8.5hrs	9hrs	9hrs
Ambient Temperature	-10°C to 50°C (14°F to 122°F)					
Storage Temperature	-20°C to 45°C (-4°F to 113°F)					
Charing Temperature	-0°C to 45°C (32°F to 113°F)					
Control system	PWM/ IoT, Complementary solution, MPPT optional					
Maximum Autonomy	Operate 5~7 rainy days under intelligent model.					
Others						
Lifespan	L90B10 - 100000 hrs, @Tq 25°C					
Warranty	3 years (Warranty extension up to 5 years on request)					
Certification	FCC CE RoHS, the company is ISO 9001 and ISO 14001 certified,For other certificates please request					
Product Size	633*365.5*211.4mm	793*365.5*211.4mm	948*365.5*211.4mm	1103*365.5*211.4mm	1263*365.5*211.4mm	1418*365.5*211.4mm
Net Weight	11.49kg	12.86kg	14.89kg	16.5kg	17.61kg	19.66kg
Carton Size	860*210*440mm	1020*210*440mm	1175*210*440mm	1330*210*440mm	1490*210*440mm	1645*210*440mm
Gross Weight	14.5kg	15.86kg	17.97kg	19.6kg	21.49kg	22.44kg
Recommend installation height	3-6m	5-7m	5-8m	6-9m	6-10m	7-12m
Appication field	Urban and rural street					

Construction Features



- 1- Easy battery replacement design, can be renewed for 7 years.
- 2- Ultra-high light efficiency, 10 watts equivalent to 20 watts of others at least.
- 3- Bilateral solar panels, the overall conversion efficiency is increased by 30%.
- 4- Unique anti-theft technology on battery door.
- 5- Rotatable LED module, worry-free installation, best solar panel angle adapt to the sun.
- 6- The various installation methods suit for any application likes light poles, wall surface and etc.
- 7- From 10 to 60 watts, can replace the traditional 35-240 watts, meeting all road application conditions.
- 8- Customizable optical road lighting designs, adapt to various road conditions but no waste of light.
- 9- Controller, system charging and charging intelligent control center.

Working Way



The solar panel receives solar radiation energy and converts it into electricity, which is stored in the battery by the photovoltaic controller. At night, when the illumination gradually decreases to about 10LUX and the solar panel voltage is 5V, the charge and discharge controller detects this voltage value, and controls the battery to discharge for the LEDs to complete the process of daytime charging and evening discharge. When the battery voltage is lower than the set value, the power supply will switch to mains power, and when the voltage is higher than the set value, it will switch to battery power. The standard configuration does not include mains complementary function.

Ordering Information

AOK							
WATTS	VOLTAGE	LED CHIPS	TYPE OF SENSOR	CCT&CRI	DISTRIBUTION	MOUNT	COLOR
10WSE	DC=Solar	S5=Seoul 5050	00=Without Sensor	3070=3000K 70CRI	T2=TYPE II	Type A	BK=Black
15WSE	NV=Grid		SN=Motion Sensor	4070=4000K 70CRI	T3=TYPE III	Type B	
20WSE			(up to 9M)	5070=5000K 70CRI	T5=TYPE V	Type C	
25WSE			PIR=PIR Sensor (up to 7M)	5770=5700K 70CRI		Type D	
30WSE			DV=Dimmable	6570=6500K 70CRI			
35WSE				3080=3000K 80CRI			
40WSE				4080=4000K 80CRI			
45WSE				5080=5000K 80CRI			
50WSE				5780=5700K 80CRI			
60WSE				6580=6500K 80CRI			

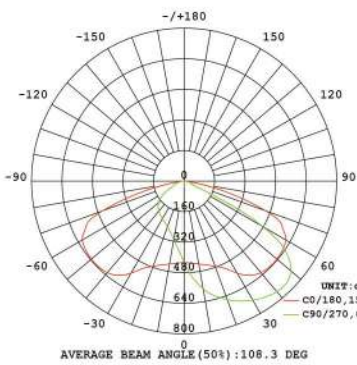
SE Series Specification Sheet

\*Due to the constant improvements in product development, individual parameters might change. Please refer to our sales or R&D team for most up-to-date content as specifications are subject to change without notice.

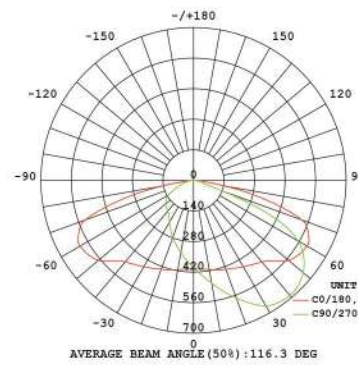


Photometry

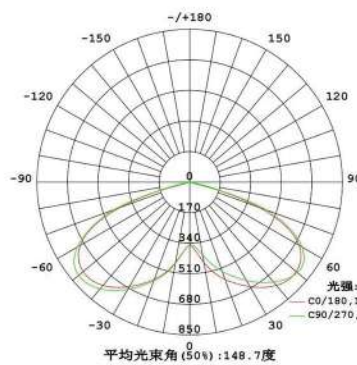
Type II



Type III

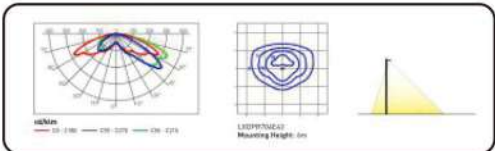
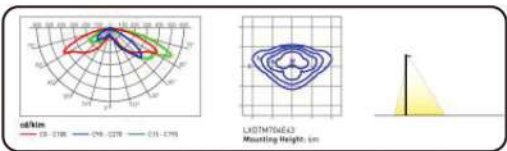


Type V

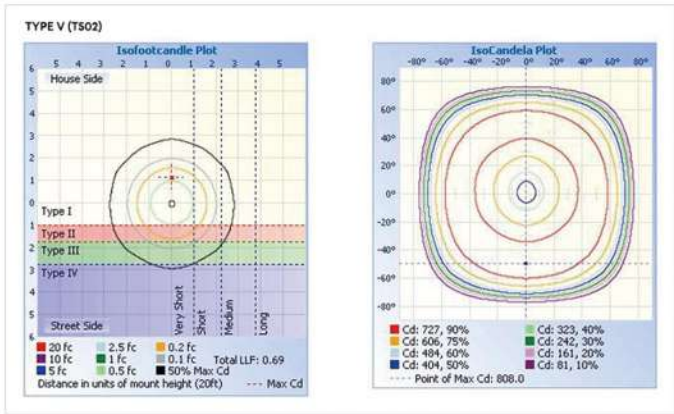
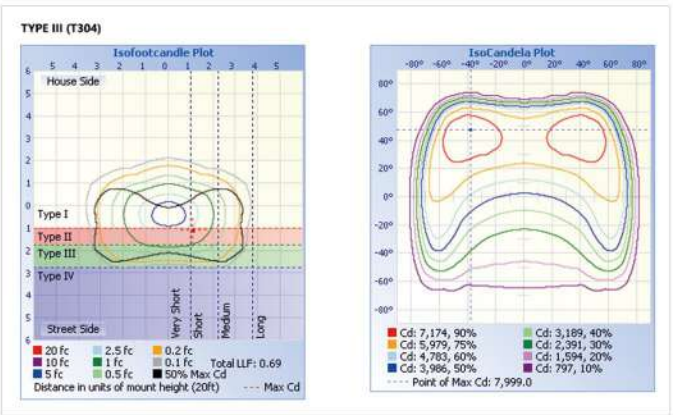
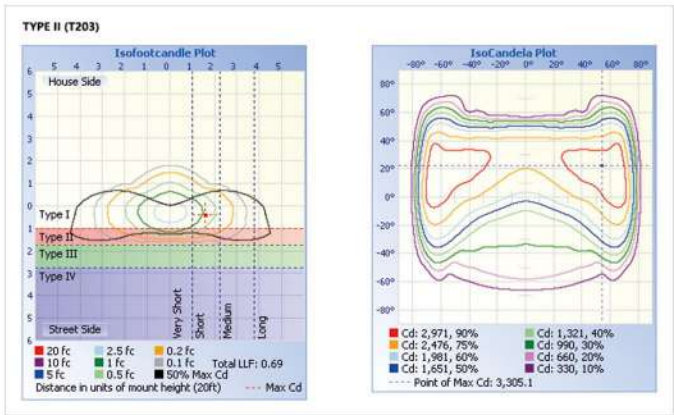


Type 2 for street lighting, cycle paths and footpaths

Type 3 for street light and car parks

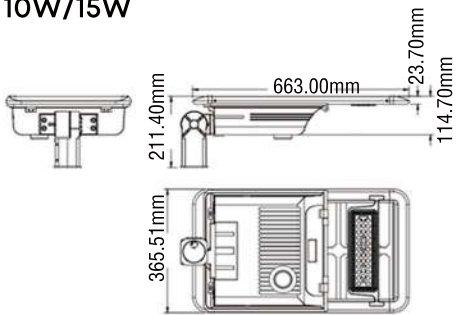


Illuminance Diagram

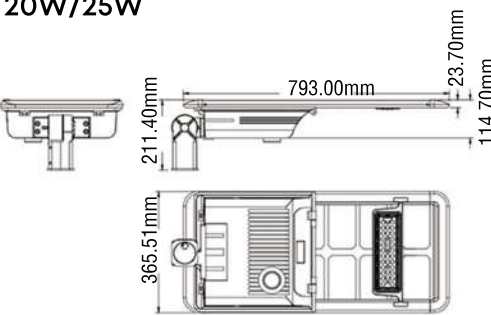


Dimensions

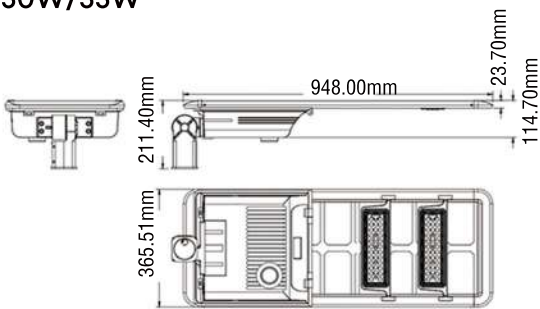
10W/15W



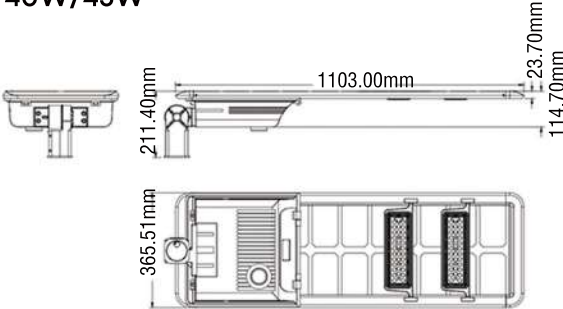
20W/25W



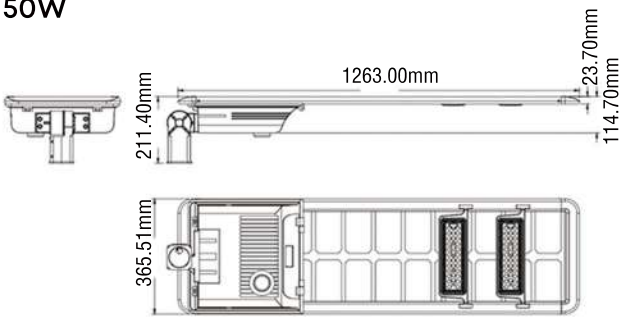
30W/35W



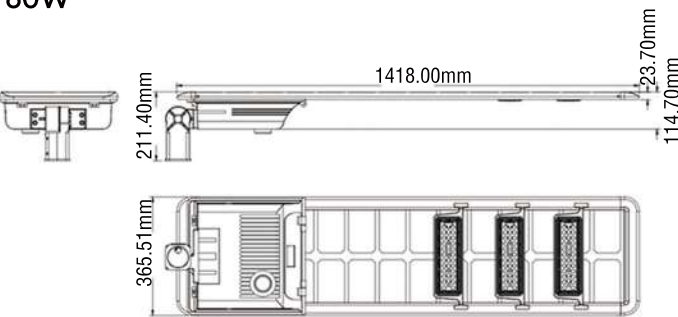
40W/45W



50W



60W



Accessories

Mounting Options



Type A  
Universal Bracket



Type B  
Wall Mount



Type C  
Round Pole



Type D  
Square Pole



Bird Spikes



PIR/microwave  
Motion Sensor



Programmable  
Remote Control



MPPT  
4G/Zigbee-IoT



Safety Rope

\*As the products are upgraded, the accessories may differ from those described in the pictures. Please consult with our sales team for updated details and order separately.

SE Series Specification Sheet

\*Due to the constant improvements in product development, individual parameters might change. Please refer to our sales or R&D team for most up-to-date content as specifications are subject to change without notice.

wally@aokledlight.com  
+1 626-986-4050 (US)  
+86 755 2357 9148 (CN)

@2023 AOK LED LIGHT CO., LTD. All Right Reserved.







# Illuminate Your Future



3 Year Limited Warranty,  
5 Year Preferred Warranty.  
Please consult with our sales for detailed agreement.

wally@aokledlight.com  
www.aokledlight.com  
+1 626-986-4050 (US)  
+86 755 2357 9148 (CN)

Manufacturing: Building 1 & 4, St. George's Science and Technology Industrial Park, Shajing Street, Shenzhen, China, 518124.

Fuzhou HQ: Room 301, Yujing Business Center Zone 1, No. 12 Baihuazhou road, Cangshan district, Fuzhou, China, 350007

NorthAmerica HQ: 18541 E Gale Ave, City of Industry, CA91748 USA

Copyright ©2023 AOK LED LIGHT CO., LTD. All Right Reserved.